

## Attention Summer Camp Participants:

If you plan on having a hammock at summer camp, you will need the following materials (along with your hammock) to be able to pass the requirements for a Hammock Chit. Once you have passed the requirements and secured your chit, you can erect your hammock at summer camp.

### Hammock Chit

Materials required (scouts are expected to provide their own materials)

2 - 10 foot lengths of 3/8 inch diameter braided nylon rope

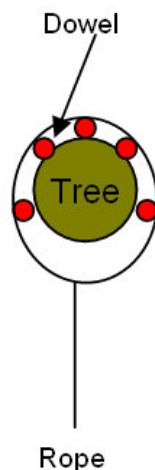
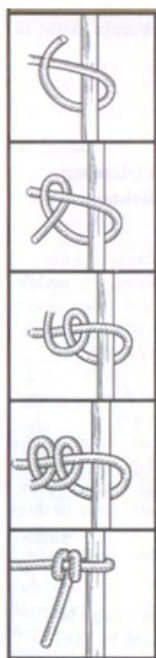
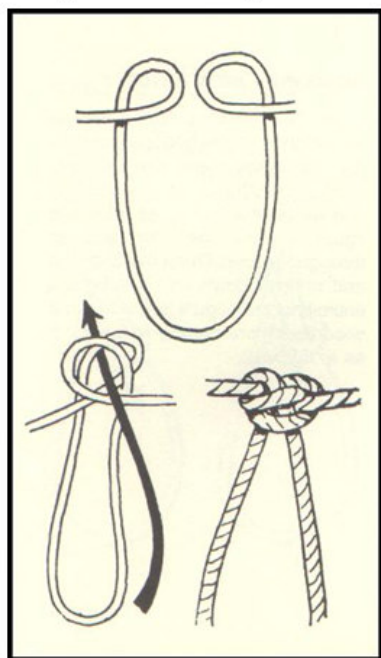
1 - 4 foot long 3/8 inch dowel rod cut up into 4 inch lengths  
(should get 10 or 11 4 inch lengths)

1- gallon size zip lock type plastic bag (use to store the materials)

Dowels must be painted Dayglow Orange. Recommend patrols get together and do the painting together. 1 can of spray paint will do 10 - 4 foot long dowel rods.

Approximate cost of rope and dowel rod is \$4.00 at Home Depot. If you buy the rope off the spool then it will be whipped saving you from doing it. Home Depot uses a hot wire to do the cutting.

### Alpine Butterfly Knot    Two Half-Hitches



## Instructions For Tying Up A Hammock

- Place dowels around trunk of tree and wrap several turns of rope around them
- Tie two half-hitches tightly against tree to hold dowels in place
- Tie Alpine Butterfly knot midway in support rope
- Loop rope through hammock ring or appropriate carabineer and tie off using two half-hitches and/or a marlin-spike knot at the Alpine Butterfly